


**MINUTES OF COUNTY FINANCES  
TREASURER'S REPORT**

IN THE MATTER OF COUNTY  
FINANCES IN THE HANDS OF  
MARY HORTON, TREASURER  
OF JACKSON COUNTY, TEXAS

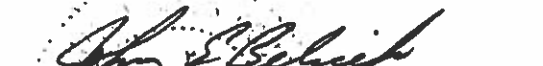
COMMISSIONERS' COURT JACKSON  
COUNTY, TEXAS IN REGULAR  
SESSION SEPTEMBER TERM 2014

IN ACCORDANCE with Section 114.026, Local Government Code, we, the undersigned, constituting the entire Commissioners' Court of said County, certify that on the 22nd day of September 2014, at the Regular term of Court, we compared and examined the monthly report of Mary Horton, Treasurer of Jackson County, Texas, for August 2014, and finding the same correct, entered an order in the Minutes approving said report, which states total cash and other assets on hand as: \$ 9,185,170.26.

  
Dennis Simons, County Judge

  
Wayne Hunt, Commissioner Pct. 1

  
Wayne Bubela, Commissioner Pct. 2


  
Johnny E. Belceck, Commissioner Pct. 3

  
Larry Dayton, Commissioner Pct. 4

SWORN TO AND SUBSCRIBED BEFORE ME, by Dennis Simons, County Judge, and County Commissioners of said Jackson County, each respectively, on this the 22nd day of September A.D., 2014.

  
Attest: Barbara Williams, County Clerk

FILED FOR RECORD THIS the 22nd day of September A.D., 2014, and recorded on the 22nd day of September A.D., 2014.

  
Barbara Williams, County Clerk and  
Ex-Officio Clerk of the Commissioners'  
Court in and for Jackson County, Texas.

By: \_\_\_\_\_  
Deputy

		BEGINNING	TOTAL	TOTAL	ENDING	AVERAGE
		BALANCE	DEBITS	CREDITS	BALANCE	DAILY
						BALANCE
GENERAL						
10 -000-1020	CHANGE FUND/PETT	1,191.00	0.00	0.00	1,191.00	1,191.00
10 -000-1030	CASH IN BANK	33,118.38	531,308.35	546,738.24CR	17,688.49	52,268.61CR
10 -000-1034	CASH IN BANK -	2,635.44	5,404.33	2,158.44CR	5,881.33	2,613.18
10 -000-1040	CASH IN TEX POOL	246,424.13	7.38	0.00	246,431.51	246,424.37
10 -000-1042	CASH IN TEXAS CL	505,145.44	40.87	0.00	505,186.31	505,146.76
10 -000-1045	CASH IN T BILLS	0.00	0.00	0.00	0.00	0.00
10 -000-1046	CASH IN C.D.'S	17,711.07	0.00	0.00	17,711.07	17,711.07
10 -000-1051	CASH IN ESCROW-L	1,470.02	0.00	362.00CR	1,108.02	1,189.76
10 -000-1060	CASH IN MONEY MA	6,452,845.91	2,183.16	275,000.00CR	6,180,029.07	6,426,303.43
FUND 10	TOTAL	7,260,541.39	538,944.09	824,258.68CR	6,975,226.80	7,148,310.96
PERMANENT IMPROVEMENT						
12 -000-1030	CASH IN BANK	211,363.97	38.23	0.00	211,402.20	211,365.20
12 -000-1040	CASH IN TEX POOL	0.00	0.00	0.00	0.00	0.00
FUND 12	TOTAL	211,363.97	38.23	0.00	211,402.20	211,365.20
COMMISSARY TELEPHONE						
15 -000-1030	CASH IN BANK	51,227.37	3,593.37	601.28CR	54,219.46	52,362.66
15 -000-1040	CASH IN TEXPOOL	0.00	0.00	0.00	0.00	0.00
FUND 15	TOTAL	51,227.37	3,593.37	601.28CR	54,219.46	52,362.66
DISTRICT ATTORNEY-HOT CHK						
17 -000-1030	CASH IN BANK	9,568.06	1,760.14	1,549.60CR	9,778.60	10,278.47
17 -000-1040	CASH IN TEX POOL	0.00	0.00	0.00	0.00	0.00
FUND 17	TOTAL	9,568.06	1,760.14	1,549.60CR	9,778.60	10,278.47
ELECTIONS ADMINISTRATION						
18 -000-1030	CASH IN BANK	960.48	0.00	0.00	960.48	960.48
FUND 18	TOTAL	960.48	0.00	0.00	960.48	960.48
FORFEITURE-DIST ATTORNEY						
19 -000-1030	CASH IN BANK	291,852.37	52.67	1,324.73CR	290,580.31	291,203.31
19 -000-1040	CASH IN TEXPOOL	0.00	0.00	0.00	0.00	0.00
FUND 19	TOTAL	291,852.37	52.67	1,324.73CR	290,580.31	291,203.31

		BEGINNING	TOTAL	TOTAL	ENDING	AVERAGE
		BALANCE	DEBITS	CREDITS	BALANCE	DAILY
						BALANCE
FORFEITURE-SHERIFF						
21 -000-1030	CASH IN BANK	43,940.55	7.93	232.88CR	43,715.60	43,828.40
21 -000-1040	CASH IN TEXPOOL	0.00	0.00	0.00	0.00	0.00
FUND 21	TOTAL	43,940.55	7.93	232.88CR	43,715.60	43,828.40
TECHNOLOGY FUND						
23 -000-1030	CASH IN BANK	2,439.62	594.08	37.50CR	2,996.20	2,604.86
23 -000-1040	CASH IN TEXPOOL	0.00	0.00	0.00	0.00	0.00
FUND 23	TOTAL	2,439.62	594.08	37.50CR	2,996.20	2,604.86
JUV PROB DISCRETIONARY						
24 -000-1030	CASH IN BANK	93.93CR	70.00	0.00	23.93CR	56.19CR
FUND 24	TOTAL	93.93CR	70.00	0.00	23.93CR	56.19CR
JUVENILE PROBATION GRANTS						
25 -000-1030	CASH IN BANK	33,104.81	4,192.17	9,778.84CR	27,518.14	28,580.70
25 -000-1040	CASH IN TEXPOOL	0.00	0.00	0.00	0.00	0.00
FUND 25	TOTAL	33,104.81	4,192.17	9,778.84CR	27,518.14	28,580.70
LAW LIBRARY						
26 -000-1030	CASH IN BANK	2,779.43	965.00	2,475.16CR	1,269.27	2,333.60
FUND 26	TOTAL	2,779.43	965.00	2,475.16CR	1,269.27	2,333.60
LEOSE-LAW ENF OFFICERS ED						
27 -000-1030	CASH IN BANK	4,770.48	0.00	624.50CR	4,145.98	4,629.46
FUND 27	TOTAL	4,770.48	0.00	624.50CR	4,145.98	4,629.46
LIBRARY-MEMORIAL FUND						
28 -000-1030	CASH IN BANK	59,098.44	80.67	291.21CR	58,887.90	58,979.75
28 -000-1040	CASH IN TEXPOOL	0.00	0.00	0.00	0.00	0.00
FUND 28	TOTAL	59,098.44	80.67	291.21CR	58,887.90	58,979.75

		BEGINNING BALANCE	TOTAL DEBITS	TOTAL CREDITS	ENDING BALANCE	AVERAGE DAILY BALANCE
RECORDS MGT- COUNTY CLERK						
29 -000-1030	CASH IN BANK	82,301.56	5,360.00	7,344.69CR	80,316.87	81,449.99
29 -000-1040	CASH IN TEXPOOL	0.00	0.00	0.00	0.00	0.00
FUND 29	TOTAL	82,301.56	5,360.00	7,344.69CR	80,316.87	81,449.99
RECORDS MGT - COUNTY						
30 -000-1030	CASH IN BANK	40,316.55	666.02	2,100.00CR	38,882.57	40,066.89
30 -000-1040	CASH IN TEXPOOL	0.00	0.00	0.00	0.00	0.00
FUND 30	TOTAL	40,316.55	666.02	2,100.00CR	38,882.57	40,066.89
RECORDS MGT - DIST CLERK						
31 -000-1030	CASH IN BANK	4,502.30	511.08	1,733.55CR	3,279.83	3,819.86
31 -000-1040	CASH IN TEXPOOL	0.00	0.00	0.00	0.00	0.00
FUND 31	TOTAL	4,502.30	511.08	1,733.55CR	3,279.83	3,819.86
SECURITY FUND						
32 -000-1030	CASH IN BANK	60,491.10	1,013.83	966.35CR	60,538.58	60,400.54
32 -000-1040	CASH IN TEXPOOL	0.00	0.00	0.00	0.00	0.00
FUND 32	TOTAL	60,491.10	1,013.83	966.35CR	60,538.58	60,400.54
CHILD ABUSE PREVENTION						
34 -000-1030	CASH IN BANK	1,459.00	30.00	0.00	1,489.00	1,474.00
FUND 34	TOTAL	1,459.00	30.00	0.00	1,489.00	1,474.00
CHILD WELFARE						
35 -000-1030	CASH IN BANK	9,408.74	1.70	0.00	9,410.44	9,408.79
35 -000-1040	CASH IN TEXPOOL	0.00	0.00	0.00	0.00	0.00
FUND 35	TOTAL	9,408.74	1.70	0.00	9,410.44	9,408.79
HISTORICAL COMMISSION						
36 -000-1030	CASH IN BANK	31,393.69	5.66	177.66CR	31,221.69	31,273.52
36 -000-1040	CASH IN TEX POOL	0.00	0.00	0.00	0.00	0.00
FUND 36	TOTAL	31,393.69	5.66	177.66CR	31,221.69	31,273.52

		BEGINNING BALANCE	TOTAL DEBITS	TOTAL CREDITS	ENDING BALANCE	AVERAGE DAILY BALANCE
MEDIATION FUND						
37 -000-1030	CASH IN BANK	1,450.00	0.00	0.00	1,450.00	1,450.00
	FUND 37 TOTAL	<u>1,450.00</u>	<u>0.00</u>	<u>0.00</u>	<u>1,450.00</u>	<u>1,450.00</u>
BRIDGE REPLACEMENT						
39 -000-1030	CASH IN BANK	0.00	0.00	0.00	0.00	0.00
	FUND 39 TOTAL	<u>0.00</u>	<u>0.00</u>	<u>0.00</u>	<u>0.00</u>	<u>0.00</u>
HIGHWAY						
40 -000-1030	CASH IN BANK	103,506.10	13,090.00	139,976.98CR	23,380.88CR	31,801.77
	FUND 40 TOTAL	<u>103,506.10</u>	<u>13,090.00</u>	<u>139,976.98CR</u>	<u>23,380.88CR</u>	<u>31,801.77</u>
ROAD & BRIDGE GEN NO. 1						
41 -000-1030	CASH IN BANK	196,732.75	4,575.72	30,060.13CR	171,248.34	185,750.47
41 -000-1040	CASH IN TEX POOL	15,021.43	0.36	0.00	15,021.79	15,021.44
	FUND 41 TOTAL	<u>211,754.18</u>	<u>4,576.08</u>	<u>30,060.13CR</u>	<u>186,270.13</u>	<u>200,771.91</u>
ROAD & BRIDGE GEN NO. 2						
42 -000-1030	CASH IN BANK	365,847.94	460.76	50,602.96CR	315,705.74	348,145.29
42 -000-1040	CASH IN TEXPOOL	15,258.96	0.46	0.00	15,259.42	15,258.97
	FUND 42 TOTAL	<u>381,106.90</u>	<u>461.22</u>	<u>50,602.96CR</u>	<u>330,965.16</u>	<u>363,404.26</u>
ROAD & BRIDGE GEN NO. 3						
43 -000-1030	CASH IN BANK	63,275.25	268.23	24,350.97CR	39,192.51	51,563.61
43 -000-1040	CASH IN TEX POOL	23,984.09	0.62	0.00	23,984.71	23,984.11
	FUND 43 TOTAL	<u>87,259.34</u>	<u>268.85</u>	<u>24,350.97CR</u>	<u>63,177.22</u>	<u>75,547.72</u>
ROAD & BRIDGE GEN NO. 4						
44 -000-1030	CASH IN BANK	293,582.06	197.05	66,362.38CR	227,416.73	254,621.99
44 -000-1040	CASH IN TEX POOL	14,570.08	0.31	0.00	14,570.39	14,570.09
	FUND 44 TOTAL	<u>308,152.14</u>	<u>197.36</u>	<u>66,362.38CR</u>	<u>241,987.12</u>	<u>269,192.08</u>

		BEGINNING BALANCE	TOTAL DEBITS	TOTAL CREDITS	ENDING BALANCE	AVERAGE DAILY BALANCE
ROAD & BRIDGE LATERAL RD						
45 -000-1030	CASH IN BANK	0.00	0.00	0.00	0.00	0.00
	FUND 45 TOTAL	<u>0.00</u>	<u>0.00</u>	<u>0.00</u>	<u>0.00</u>	<u>0.00</u>
PCT#1 EQUIPMENT REPLACMNT						
50 -000-1030	CASH IN BANK	2.88	5,581.36	0.00	5,584.24	2,523.30
50 -000-1040	CASH IN TEX POOL	0.00	0.00	0.00	0.00	0.00
	FUND 50 TOTAL	<u>2.88</u>	<u>5,581.36</u>	<u>0.00</u>	<u>5,584.24</u>	<u>2,523.30</u>
PCT#2 EQUIPMENT REPLACMNT						
51 -000-1030	CASH IN BANK	379.26	0.07	0.00	379.33	379.26
51 -000-1040	CASH IN TEX POOL	0.00	0.00	0.00	0.00	0.00
	FUND 51 TOTAL	<u>379.26</u>	<u>0.07</u>	<u>0.00</u>	<u>379.33</u>	<u>379.26</u>
PCT#3 EQUIPMENT REPLACMNT						
52 -000-1030	CASH IN BANK	3.03	0.00	0.00	3.03	3.03
52 -000-1040	CASH IN TEX POOL	0.00	0.00	0.00	0.00	0.00
	FUND 52 TOTAL	<u>3.03</u>	<u>0.00</u>	<u>0.00</u>	<u>3.03</u>	<u>3.03</u>
PCT#4 EQUIPMENT REPLACMNT						
53 -000-1030	CASH IN BANK	75,151.50	13.59	0.00	75,165.09	75,151.94
53 -000-1040	CASH IN TEX POOL	0.00	0.00	0.00	0.00	0.00
	FUND 53 TOTAL	<u>75,151.50</u>	<u>13.59</u>	<u>0.00</u>	<u>75,165.09</u>	<u>75,151.94</u>
CONSTRUCTION GRANTS						
55 -000-1030	CASH IN BANK	0.04CR	0.00	0.00	0.04CR	0.04CR
55 -000-1050	CASH-COMMUNITY A	0.00	0.00	0.00	0.00	0.00
	FUND 55 TOTAL	<u>0.04CR</u>	<u>0.00</u>	<u>0.00</u>	<u>0.04CR</u>	<u>0.04CR</u>
MAURITZ CAMP FUND						
56 -000-1030	CASH IN BANK	11,375.22	2.06	0.00	11,377.28	11,375.29
56 -000-1040	CASH IN TEXPOOL	0.00	0.00	0.00	0.00	0.00
	FUND 56 TOTAL	<u>11,375.22</u>	<u>2.06</u>	<u>0.00</u>	<u>11,377.28</u>	<u>11,375.29</u>

	BEGINNING BALANCE	TOTAL DEBITS	TOTAL CREDITS	ENDING BALANCE	AVERAGE DAILY BALANCE
ABANDONED MOTOR VEHICLE					
57 -000-1030 CASH IN BANK	21,209.07	7,531.82	3,051.50CR	25,689.39	26,790.97
57 -000-1040 CASH IN TEXPOOL	0.00	0.00	0.00	0.00	0.00
57 -000-1055 CASH IN BANK - A	8,533.53	0.00	7,531.82CR	1,001.71	2,216.52
FUND 57 TOTAL	<u>29,742.60</u>	<u>7,531.82</u>	<u>10,583.32CR</u>	<u>26,691.10</u>	<u>29,007.49</u>
COASTAL IMPCT ASSISTANCE					
72 -000-1030 CASH IN BANK	36,441.98	10,092.70	9,975.50CR	36,559.18	36,222.27
FUND 72 TOTAL	<u>36,441.98</u>	<u>10,092.70</u>	<u>9,975.50CR</u>	<u>36,559.18</u>	<u>36,222.27</u>
AIRPORT					
80 -000-1030 CASH IN BANK	13,000.46	10,634.93	0.00	23,635.39	17,699.21
80 -000-1032 CLEARING	0.00	0.00	0.00	0.00	0.00
80 -000-1040 CASH IN TEXPOOL	0.00	0.00	0.00	0.00	0.00
FUND 80 TOTAL	<u>13,000.46</u>	<u>10,634.93</u>	<u>0.00</u>	<u>23,635.39</u>	<u>17,699.21</u>
JAIL COMMISSARY					
81 -000-1030 CASH IN BANK	466.26	0.05	149.48CR	316.83	365.00
81 -000-1040 CASH IN TEXPOOL	0.00	0.00	0.00	0.00	0.00
FUND 81 TOTAL	<u>466.26</u>	<u>0.05</u>	<u>149.48CR</u>	<u>316.83</u>	<u>365.00</u>
STATE FEES					
88 -000-1030 CASH IN BANK	43,379.54	27,206.75	16,641.45CR	53,944.84	48,576.72
FUND 88 TOTAL	<u>43,379.54</u>	<u>27,206.75</u>	<u>16,641.45CR</u>	<u>53,944.84</u>	<u>48,576.72</u>
TRUST INVESTMENT					
89 -000-1020 CASH- WILBREEZE	0.00	0.00	0.00	0.00	0.00
89 -000-1030 CASH IN BANK	27,637.00	0.00	0.00	27,637.00	27,637.00
89 -000-1040 CASH IN TEXPOOL	74,573.72	1.96	0.00	74,575.68	74,573.78
89 -000-1061 CASH IN MONEY MA	0.00	0.00	0.00	0.00	0.00
FUND 89 TOTAL	<u>102,210.72</u>	<u>1.96</u>	<u>0.00</u>	<u>102,212.68</u>	<u>102,210.78</u>
DISTRICT CLERK RESRV ACCT					
90 -000-1030 CASH IN BANK	143,287.31	0.00	270.74CR	143,016.57	143,226.18

	BEGINNING BALANCE	TOTAL DEBITS	TOTAL CREDITS	ENDING BALANCE	AVERAGE DAILY BALANCE
90 -000-1040 CASH IN TEXPOOL	0.00	0.00	0.00	0.00	0.00
FUND 90 TOTAL	<u>143,287.31</u>	<u>0.00</u>	<u>270.74CR</u>	<u>143,016.57</u>	<u>143,226.18</u>
CNTYWIDE DRAINAGE DIST					
92 -000-1030 CASH IN BANK	0.00	5,000.79	5,000.79CR	0.00	2,097.11
92 -000-1040 CASH IN TEXPOOL	0.00	0.00	0.00	0.00	0.00
FUND 92 TOTAL	<u>0.00</u>	<u>5,000.79</u>	<u>5,000.79CR</u>	<u>0.00</u>	<u>2,097.11</u>
REPORT TOTALS	<u>9,750,095.36</u>	<u>642,546.23</u>	<u>1,207,471.33CR</u>	<u>9,185,170.26</u>	<u>9,494,280.53</u>



# Pledge Security Listing

August 31, 2014

ID	CUSIP	Description	Safekeeping Location	Safekeeping Receipt	Coupon	Maturity Date	Call Date	Moody	S&P	Fitch	FASB115	Face Amount	Current Par	Current Book Value	Market Value	Gain(Loss)
<b>JACKSON COUNTY</b>																
863	31335HQ30	FHLMC C90474	FHLB	xxx	7.00	08/01/2021		AAA	AA+	AAA	HTM	1,057,687	12,058.02	12,061.55	13,378.17	1,316.62
1115	31400EFU9	FNMA 685179	FHLB	xxx	5.00	03/01/2018		AAA	AA+	AAA	HTM	9,500,000	520,486.10	520,717.97	547,013.13	26,295.16
2047	3128MBNA1	FHLMC G12885	FHLB	x	5.00	06/01/2021		AAA	AA+	AAA	HTM	8,737,093	1,022,904.53	1,022,879.41	1,095,972.69	73,093.28
2412	3128MBTJ6	FHLMC G13053	FHLB	x	4.50	04/01/2023		AAA	AA+	AAA	HTM	13,200,000	1,169,108.95	1,173,355.33	1,253,229.96	79,874.64
2473	31416XHX1	FNMA AB2045	FHLB	x	3.50	01/01/2021		AAA	AA+	AAA	HTM	3,747,053	1,309,021.04	1,314,563.35	1,367,317.63	52,754.28
2493	31417ADJ5	FNMA AB3704	FHLB	x	3.00	10/01/2021		AAA	AA+	AAA	HTM	8,535,819	3,751,381.31	3,804,841.30	3,907,438.78	102,597.48
2516	3138AXXQ9	FNMA AJ6086	FHLB	x	3.00	12/01/2026		AAA	AA+	AAA	HTM	4,400,000	2,579,562.00	2,615,923.94	2,674,812.32	58,888.38
3546	31410LKN1	FNMA 890501	FHLB		2.00	11/01/2027		AAA	AA+	AAA	HTM	11,250,000	9,383,046.08	9,562,289.02	9,260,362.75	(301,926.28)
3999	3128MMRT2	FHLMC G18497	FHLB		3.00	01/01/2029		AAA	AA+	AAA	HTM	5,000,000	4,736,166.50	4,824,763.16	4,900,511.48	75,748.32
<b>Total for JACKSON COUNTY</b>												<b>65,427,652</b>	<b>24,483,734.53</b>	<b>24,851,395.03</b>	<b>25,020,036.91</b>	<b>168,641.88</b>

Although the information in this report has been obtained from sources believed to be reliable, its accuracy cannot be guaranteed.

8/28/2014 3:39:13 PM

<u>INVESTMENTS</u>	<u>NAME</u>	<u>ACC'T #</u>	<u>07/31/2014 BALANCE</u>	<u>INTEREST</u>	<u>DEPOSIT</u>	<u>WITHDRAW</u>	<u>08/31/2014 BALANCE</u>
	Road & Bridge Precinct #1	1100	15,021.43	0.36			15,021.79
	Road & Bridge Precinct #2	1200	15,258.96	0.46			15,259.42
	Road & Bridge Precinct #3	1300	23,984.09	0.62			23,984.71
	Road & Bridge Precinct #4	1400	14,570.08	0.31			14,570.39
	General	1500	246,424.13	7.38			246,431.51
	Moore Seizure	7104	2,468.80				2,468.80
	DeLeon Seizure	7203	1,865.18				1,865.18
	Rojas Seizure	7210	10,908.62	0.31			10,908.93
	Ewing Seizure	7213	10,715.54	0.31			10,715.85
	Roman Seizure	7301	5,263.43	0.23			5,263.66
	Barron Seizure	7308	4,970.51	0.03			4,970.54
	Guerrero Seizure	7309	15,307.35	0.46			15,307.81
	Villareal Seizure #2	7319	1,903.66				1,903.66
	Villareal Seizure #3	7320	1,665.10				1,665.10
	Binning Heirs Trust Cause #4563	7406	2,224.09				2,224.09
	Cordele Church & Cemetery	7502	8,844.87	0.31			8,845.18
	Callis Receivership	7504	8,436.57	0.31			8,436.88
	<b>TOTAL IN TEXPOOL</b>		<b>389,832.41</b>	<b>11.09</b>	<b>0.00</b>	<b>0.00</b>	<b>389,843.50</b>
	AVERAGE INTEREST		0.0313%				0.0353%
	<b>Texas CLASS</b>		<b>505,145.44</b>	<b>40.87</b>			<b>505,186.31</b>
	AVERAGE INTEREST		0.1000%				0.1000%
	<b>Transfer Station Certificate of Deposit</b>	<b>Prosperity</b>	<b>17,711.07</b>				<b>17,711.07</b>
	<b>Depository Money Market</b>	<b>Prosperity</b>	<b>6,452,845.91</b>	<b>2,183.16</b>		<b>275,000.00</b>	<b>6,180,029.07</b>
	AVERAGE INTEREST		0.4000%				0.4000%
	<b>DEPOSITORY BANK ACCOUNT INTEREST</b>			<b>681.84</b>			
	<b>Cafeteria (Flexible Spending) Account</b>		<b>6,663.59</b>			<b>915.54</b>	<b>5,748.05</b>

This report is made in accordance with provisions of Government Code 2256 (Section 2256.023), the Public Funds Investment Act.

The investments held in the Jackson County portfolio comply with the Public Funds Investment Act and the County's investment policy and strategies.

This report is true and correct to the best of my knowledge and belief according to the records of this office.

*Mary Horton*

Mary Horton, CCT