

**MINUTES OF COUNTY FINANCES**

**TREASURER'S REPORT**

IN THE MATTER OF COUNTY FINANCES IN THE HANDS OF MARY HORTON, TREASURER OF JACKSON COUNTY, TEXAS


COMMISSIONERS' COURT JACKSON COUNTY, TEXAS IN REGULAR SESSION JANUARY TERM 2014

IN ACCORDANCE with Section 114.026, Local Government Code, we, the undersigned, constituting the entire Commissioners' Court of said County, certify that on the 27th day of January 2014, at the Regular term of Court, we compared and examined the monthly report of Mary Horton, Treasurer of Jackson County, Texas, for December 2013, and finding the same correct, entered an order in the Minutes approving said report, which states total cash and other assets on hand as: \$8,815,342.38.

  
Dennis Simons, County Judge


  
Wayne Hunt, Commissioner Pct. 1

  
Wayne Bubela, Commissioner Pct. 2

  
Johnny E. Belicek, Commissioner Pct. 3


  
Larry Deyton, Commissioner Pct. 4

SWORN TO AND SUBSCRIBED BEFORE ME, by Dennis Simons, County Judge, and County Commissioners of said Jackson County, each respectively, on this the 27th day of January A.D., 2014.

Barbara Williams, County Clerk  
By  Deputy  
Attest: Barbara Williams, County Clerk

FILED FOR RECORD THIS the 27th day of January A.D., 2014, and recorded on the 27th day of January A.D., 2014.

Barbara Williams, County Clerk and Ex-Officio Clerk of the Commissioners' Court in and for Jackson County, Texas.

By  Deputy

		BEGINNING BALANCE	TOTAL DEBITS	TOTAL CREDITS	ENDING BALANCE	AVERAGE DAILY BALANCE
GENERAL						
10 -000-1020	CHANGE FUND/PETT	141.00	0.00	0.00	141.00	141.00
10 -000-1030	CASH IN BANK	49,070.26	859,404.54	848,517.27CR	59,957.53	109,460.23
10 -000-1034	CASH IN BANK -	3,153.56	1,919.40	3,159.56CR	1,913.40	1,324.86
10 -000-1040	CASH IN TEX POOL	246,374.81	7.79	0.00	246,382.60	246,375.06
10 -000-1042	CASH IN TEXAS CL	504,824.95	40.97	0.00	504,865.92	504,826.27
10 -000-1045	CASH IN T BILLS	0.00	0.00	0.00	0.00	0.00
10 -000-1046	CASH IN C.D.'S	17,671.39	13.22	0.00	17,684.61	17,680.35
10 -000-1051	CASH IN ESCROW-L	0.00	0.00	0.00	0.00	0.00
10 -000-1060	CASH IN MONEY MA	4,140,611.10	251,420.37	0.00	4,392,031.47	4,180,979.50
	FUND 10 TOTAL	<u>4,961,847.07</u>	<u>1,112,806.29</u>	<u>851,676.83CR</u>	<u>5,222,976.53</u>	<u>5,060,787.27</u>
PERMANENT IMPROVEMENT						
12 -000-1030	CASH IN BANK	248,264.50	41.88	1,510.00CR	246,796.38	247,827.46
12 -000-1040	CASH IN TEX POOL	0.00	0.00	0.00	0.00	0.00
	FUND 12 TOTAL	<u>248,264.50</u>	<u>41.88</u>	<u>1,510.00CR</u>	<u>246,796.38</u>	<u>247,827.46</u>
COMMISSARY TELEPHONE						
15 -000-1030	CASH IN BANK	31,098.86	4,513.60	289.51CR	35,322.95	33,305.58
15 -000-1040	CASH IN TEXPOOL	0.00	0.00	0.00	0.00	0.00
	FUND 15 TOTAL	<u>31,098.86</u>	<u>4,513.60</u>	<u>289.51CR</u>	<u>35,322.95</u>	<u>33,305.58</u>
DISTRICT ATTORNEY-HOT CHK						
17 -000-1030	CASH IN BANK	9,695.42	0.00	5.97CR	9,689.45	9,690.99
17 -000-1040	CASH IN TEX POOL	0.00	0.00	0.00	0.00	0.00
	FUND 17 TOTAL	<u>9,695.42</u>	<u>0.00</u>	<u>5.97CR</u>	<u>9,689.45</u>	<u>9,690.99</u>
ELECTIONS ADMINISTRATION						
18 -000-1030	CASH IN BANK	138.92	0.00	0.00	138.92	138.92
	FUND 18 TOTAL	<u>138.92</u>	<u>0.00</u>	<u>0.00</u>	<u>138.92</u>	<u>138.92</u>
FORFEITURE-DIST ATTORNEY						
19 -000-1030	CASH IN BANK	295,210.20	2,621.60	1,465.57CR	296,366.23	295,785.52
19 -000-1040	CASH IN TEXPOOL	0.00	0.00	0.00	0.00	0.00
	FUND 19 TOTAL	<u>295,210.20</u>	<u>2,621.60</u>	<u>1,465.57CR</u>	<u>296,366.23</u>	<u>295,785.52</u>

		BEGINNING BALANCE	TOTAL DEBITS	TOTAL CREDITS	ENDING BALANCE	AVERAGE DAILY BALANCE
FORFEITURE-SHERIFF						
21 -000-1030	CASH IN BANK	52,236.58	2,580.61	249.88CR	54,567.31	53,204.35
21 -000-1040	CASH IN TEXPOOL	0.00	0.00	0.00	0.00	0.00
	FUND 21 TOTAL	<u>52,236.58</u>	<u>2,580.61</u>	<u>249.88CR</u>	<u>54,567.31</u>	<u>53,204.35</u>
TECHNOLOGY FUND						
23 -000-1030	CASH IN BANK	526.59	518.53	0.00	1,045.12	737.60
23 -000-1040	CASH IN TEXPOOL	0.00	0.00	0.00	0.00	0.00
	FUND 23 TOTAL	<u>526.59</u>	<u>518.53</u>	<u>0.00</u>	<u>1,045.12</u>	<u>737.60</u>
JUV PROB DISCRETIONARY						
24 -000-1030	CASH IN BANK	440.07	180.00	1,850.00CR	1,229.93CR	890.58CR
	FUND 24 TOTAL	<u>440.07</u>	<u>180.00</u>	<u>1,850.00CR</u>	<u>1,229.93CR</u>	<u>890.58CR</u>
JUVENILE PROBATION GRANTS						
25 -000-1030	CASH IN BANK	35,930.48	10,793.47	9,637.06CR	37,086.89	38,282.71
25 -000-1040	CASH IN TEXPOOL	0.00	0.00	0.00	0.00	0.00
	FUND 25 TOTAL	<u>35,930.48</u>	<u>10,793.47</u>	<u>9,637.06CR</u>	<u>37,086.89</u>	<u>38,282.71</u>
LAW LIBRARY						
26 -000-1030	CASH IN BANK	12,695.14	490.00	3,437.83CR	9,747.31	10,682.06
	FUND 26 TOTAL	<u>12,695.14</u>	<u>490.00</u>	<u>3,437.83CR</u>	<u>9,747.31</u>	<u>10,682.06</u>
LEOSE-LAW ENF OFFICERS ED						
27 -000-1030	CASH IN BANK	2,990.16	0.00	0.00	2,990.16	2,990.16
	FUND 27 TOTAL	<u>2,990.16</u>	<u>0.00</u>	<u>0.00</u>	<u>2,990.16</u>	<u>2,990.16</u>
LIBRARY-MEMORIAL FUND						
28 -000-1030	CASH IN BANK	56,354.44	2,129.86	82.50CR	58,401.80	58,339.41
28 -000-1040	CASH IN TEXPOOL	0.00	0.00	0.00	0.00	0.00
	FUND 28 TOTAL	<u>56,354.44</u>	<u>2,129.86</u>	<u>82.50CR</u>	<u>58,401.80</u>	<u>58,339.41</u>

		BEGINNING	TOTAL	TOTAL	ENDING	AVERAGE
		BALANCE	DEBITS	CREDITS	BALANCE	DAILY
						BALANCE
RECORDS MGT- COUNTY CLERK						
29 -000-1030	CASH IN BANK	59,843.30	2,590.00	2,134.99CR	60,298.31	59,989.84
29 -000-1040	CASH IN TEXPOOL	0.00	0.00	0.00	0.00	0.00
FUND 29	TOTAL	59,843.30	2,590.00	2,134.99CR	60,298.31	59,989.84
RECORDS MGT - COUNTY						
30 -000-1030	CASH IN BANK	34,495.21	460.27	2.32CR	34,953.16	34,614.96
30 -000-1040	CASH IN TEXPOOL	0.00	0.00	0.00	0.00	0.00
FUND 30	TOTAL	34,495.21	460.27	2.32CR	34,953.16	34,614.96
RECORDS MGT - DIST CLERK						
31 -000-1030	CASH IN BANK	4,802.99	269.18	2.32CR	5,069.85	4,922.97
31 -000-1040	CASH IN TEXPOOL	0.00	0.00	0.00	0.00	0.00
FUND 31	TOTAL	4,802.99	269.18	2.32CR	5,069.85	4,922.97
SECURITY FUND						
32 -000-1030	CASH IN BANK	61,485.68	881.91	1,660.04CR	60,707.55	61,338.90
32 -000-1040	CASH IN TEXPOOL	0.00	0.00	0.00	0.00	0.00
FUND 32	TOTAL	61,485.68	881.91	1,660.04CR	60,707.55	61,338.90
CHILD ABUSE PREVENTION						
34 -000-1030	CASH IN BANK	2,364.00	15.00	0.00	2,379.00	2,374.16
FUND 34	TOTAL	2,364.00	15.00	0.00	2,379.00	2,374.16
CHILD WELFARE						
35 -000-1030	CASH IN BANK	9,595.74	1.62	0.00	9,597.36	9,595.79
35 -000-1040	CASH IN TEXPOOL	0.00	0.00	0.00	0.00	0.00
FUND 35	TOTAL	9,595.74	1.62	0.00	9,597.36	9,595.79
HISTORICAL COMMISSION						
36 -000-1030	CASH IN BANK	34,311.45	5.78	171.93CR	34,145.30	34,184.08
36 -000-1040	CASH IN TEX POOL	0.00	0.00	0.00	0.00	0.00
FUND 36	TOTAL	34,311.45	5.78	171.93CR	34,145.30	34,184.08

		BEGINNING	TOTAL	TOTAL	ENDING	AVERAGE
		BALANCE	DEBITS	CREDITS	BALANCE	DAILY
						BALANCE
MEDIATION FUND						
37 -000-1030	CASH IN BANK	1,450.00	0.00	0.00	1,450.00	1,450.00
	FUND 37 TOTAL	<u>1,450.00</u>	<u>0.00</u>	<u>0.00</u>	<u>1,450.00</u>	<u>1,450.00</u>
HIGHWAY						
40 -000-1030	CASH IN BANK	72,991.40CR	8,960.00	63.20CR	64,094.60CR	67,896.68CR
	FUND 40 TOTAL	<u>72,991.40CR</u>	<u>8,960.00</u>	<u>63.20CR</u>	<u>64,094.60CR</u>	<u>67,896.68CR</u>
ROAD & BRIDGE GEN NO. 1						
41 -000-1030	CASH IN BANK	477,430.55	132.04	62,230.35CR	415,332.24	449,965.06
41 -000-1040	CASH IN TEX POOL	15,018.73	0.50	0.00	15,019.23	15,018.75
	FUND 41 TOTAL	<u>492,449.28</u>	<u>132.54</u>	<u>62,230.35CR</u>	<u>430,351.47</u>	<u>464,983.81</u>
ROAD & BRIDGE GEN NO. 2						
42 -000-1030	CASH IN BANK	729,262.59	1,006.33	58,199.46CR	672,069.46	706,142.95
42 -000-1040	CASH IN TEXPOOL	15,256.22	0.53	0.00	15,256.75	15,256.24
	FUND 42 TOTAL	<u>744,518.81</u>	<u>1,006.86</u>	<u>58,199.46CR</u>	<u>687,326.21</u>	<u>721,399.19</u>
ROAD & BRIDGE GEN NO. 3						
43 -000-1030	CASH IN BANK	316,392.01	50.36	34,904.97CR	281,537.40	297,984.96
43 -000-1040	CASH IN TEX POOL	23,979.20	0.71	0.00	23,979.91	23,979.22
	FUND 43 TOTAL	<u>340,371.21</u>	<u>51.07</u>	<u>34,904.97CR</u>	<u>305,517.31</u>	<u>321,964.18</u>
ROAD & BRIDGE GEN NO. 4						
44 -000-1030	CASH IN BANK	753,904.18	180.75	81,934.80CR	672,150.13	705,337.34
44 -000-1040	CASH IN TEX POOL	14,567.48	0.44	0.00	14,567.92	14,567.49
	FUND 44 TOTAL	<u>768,471.66</u>	<u>181.19</u>	<u>81,934.80CR</u>	<u>686,718.05</u>	<u>719,904.83</u>
ROAD & BRIDGE LATERAL RD						
45 -000-1030	CASH IN BANK	21,610.95	0.00	0.00	21,610.95	21,610.95
	FUND 45 TOTAL	<u>21,610.95</u>	<u>0.00</u>	<u>0.00</u>	<u>21,610.95</u>	<u>21,610.95</u>

	BEGINNING BALANCE	TOTAL DEBITS	TOTAL CREDITS	ENDING BALANCE	AVERAGE DAILY BALANCE
PCT#1 EQUIPMENT REPLACMNT					
50 -000-1030 CASH IN BANK	2.88	0.00	0.00	2.88	2.88
50 -000-1040 CASH IN TEX POOL	0.00	0.00	0.00	0.00	0.00
FUND 50 TOTAL	2.88	0.00	0.00	2.88	2.88
PCT#2 EQUIPMENT REPLACMNT					
51 -000-1030 CASH IN BANK	0.00	0.00	0.00	0.00	0.00
51 -000-1040 CASH IN TEX POOL	0.00	0.00	0.00	0.00	0.00
FUND 51 TOTAL	0.00	0.00	0.00	0.00	0.00
PCT#3 EQUIPMENT REPLACMNT					
52 -000-1030 CASH IN BANK	2.22	0.00	0.00	2.22	2.22
52 -000-1040 CASH IN TEX POOL	0.00	0.00	0.00	0.00	0.00
FUND 52 TOTAL	2.22	0.00	0.00	2.22	2.22
PCT#4 EQUIPMENT REPLACMNT					
53 -000-1030 CASH IN BANK	115,725.08	19.56	0.00	115,744.64	115,725.71
53 -000-1040 CASH IN TEX POOL	0.00	0.00	0.00	0.00	0.00
FUND 53 TOTAL	115,725.08	19.56	0.00	115,744.64	115,725.71
CONSTRUCTION GRANTS					
55 -000-1030 CASH IN BANK	0.00	0.00	0.00	0.00	0.00
55 -000-1050 CASH-COMMUNITY A	0.00	0.00	0.00	0.00	0.00
FUND 55 TOTAL	0.00	0.00	0.00	0.00	0.00
MAURITZ CAMP FUND					
56 -000-1030 CASH IN BANK	11,359.73	1.92	0.00	11,361.65	11,359.79
56 -000-1040 CASH IN TEXPOOL	0.00	0.00	0.00	0.00	0.00
FUND 56 TOTAL	11,359.73	1.92	0.00	11,361.65	11,359.79
ABANDONED MOTOR VEHICLE					
57 -000-1030 CASH IN BANK	43,274.34	879.00	4,294.10CR	39,859.24	41,390.64
57 -000-1040 CASH IN TEXPOOL	0.00	0.00	0.00	0.00	0.00
57 -000-1055 CASH IN BANK - A	1,000.00	0.00	0.00	1,000.00	1,000.00
FUND 57 TOTAL	44,274.34	879.00	4,294.10CR	40,859.24	42,390.64

		BEGINNING BALANCE	TOTAL DEBITS	TOTAL CREDITS	ENDING BALANCE	AVERAGE DAILY BALANCE
COASTAL IMPCT ASSISTANCE						
72 -000-1030	CASH IN BANK	5,601.05CR	4,948.00	5,994.75CR	6,647.80CR	6,088.17CR
	FUND 72 TOTAL	<u>5,601.05CR</u>	<u>4,948.00</u>	<u>5,994.75CR</u>	<u>6,647.80CR</u>	<u>6,088.17CR</u>
AIRPORT						
80 -000-1030	CASH IN BANK	21,818.09	1,631.53	4,297.34CR	19,152.28	19,294.56
80 -000-1032	CLEARING	0.00	0.00	0.00	0.00	0.00
80 -000-1040	CASH IN TEXPOOL	0.00	0.00	0.00	0.00	0.00
	FUND 80 TOTAL	<u>21,818.09</u>	<u>1,631.53</u>	<u>4,297.34CR</u>	<u>19,152.28</u>	<u>19,294.56</u>
JAIL COMMISSARY						
81 -000-1030	CASH IN BANK	708.41	810.99	266.69CR	1,252.71	1,363.30
81 -000-1040	CASH IN TEXPOOL	0.00	0.00	0.00	0.00	0.00
	FUND 81 TOTAL	<u>708.41</u>	<u>810.99</u>	<u>266.69CR</u>	<u>1,252.71</u>	<u>1,363.30</u>
STATE FEES						
88 -000-1030	CASH IN BANK	50,882.56	22,925.96	12,336.64CR	61,471.88	59,811.58
	FUND 88 TOTAL	<u>50,882.56</u>	<u>22,925.96</u>	<u>12,336.64CR</u>	<u>61,471.88</u>	<u>59,811.58</u>
TRUST INVESTMENT						
89 -000-1020	CASH- WILBREEZE	0.00	0.00	0.00	0.00	0.00
89 -000-1030	CASH IN BANK	7,254.00	36.38	5,175.38CR	2,115.00	5,100.11
89 -000-1040	CASH IN TEXPOOL	75,324.26	38.60	0.00	75,362.86	75,333.72
89 -000-1061	CASH IN MONEY MA	0.00	0.00	0.00	0.00	0.00
	FUND 89 TOTAL	<u>82,578.26</u>	<u>74.98</u>	<u>5,175.38CR</u>	<u>77,477.86</u>	<u>80,433.83</u>
DISTRICT CLERK RESRV ACCT						
90 -000-1030	CASH IN BANK	139,433.47	25.00	10,646.43CR	128,812.04	131,046.59
90 -000-1040	CASH IN TEXPOOL	0.00	0.00	0.00	0.00	0.00
	FUND 90 TOTAL	<u>139,433.47</u>	<u>25.00</u>	<u>10,646.43CR</u>	<u>128,812.04</u>	<u>131,046.59</u>
CNTYWIDE DRAINAGE DIST						
92 -000-1030	CASH IN BANK	73,665.64	137,680.53	95,422.43CR	115,923.74	95,878.36
92 -000-1040	CASH IN TEXPOOL	0.00	0.00	0.00	0.00	0.00
	FUND 92 TOTAL	<u>73,665.64</u>	<u>137,680.53</u>	<u>95,422.43CR</u>	<u>115,923.74</u>	<u>95,878.36</u>
	REPORT TOTALS	<u>8,745,056.94</u>	<u>1,320,228.73</u>	<u>1,249,943.29CR</u>	<u>8,815,342.38</u>	<u>8,752,539.72</u>

# Pledge Security Listing

December 31, 2013

ID	CUSIP	Description	Safekeeping Location	Safekeeping Receipt	Coupon	Maturity Date	Call Date	Moody	S&P	Fitch	FASB115	Face Amount	Current Par	Current Book Value	Market Value	Gain(Loss)
<b>JACKSON COUNTY</b>																
863	31335HQ30	FHLMC C90474	FHLB	xxx	7.00	08/01/2021		AAA	AA+	AAA	HTM	1,057,687	13,659.54	13,664.61	15,167.25	1,502.64
1115	31400EFU9	FNMA 685179	FHLB	xxx	5.00	03/01/2018		AAA	AA+	AAA	HTM	9,500,000	700,567.15	701,056.73	740,311.73	39,255.00
2047	3128MBNA1	FHLMC G12885	FHLB	x	5.00	06/01/2021		AAA	AA+	AAA	HTM	8,737,093	1,278,781.66	1,278,738.74	1,373,613.17	94,874.43
2412	3128MBTJ6	FHLMC G13053	FHLB	x	4.50	04/01/2023		AAA	AA+	AAA	HTM	13,200,000	1,459,957.88	1,466,789.75	1,549,453.30	82,663.55
2473	31416XHX1	FNMA AB2045	FHLB	x	3.50	01/01/2021		AAA	AA+	AAA	HTM	3,747,053	1,659,030.65	1,668,404.12	1,742,977.60	74,573.48
2493	31417ADJ5	FNMA AB3704	FHLB	x	3.00	10/01/2021		AAA	AA+	AAA	HTM	8,535,819	4,455,511.61	4,536,068.89	4,622,593.29	86,524.40
2516	3138AXXQ9	FNMA AJ6086	FHLB	x	3.00	12/01/2026		AAA	AA+	AAA	HTM	4,400,000	2,804,030.81	2,849,405.38	2,863,546.37	14,140.98
3546	31410LKN1	FNMA 890501	FHLB		2.00	11/01/2027		AAA	AA+	AAA	HTM	11,250,000	10,114,479.11	10,333,177.76	9,748,334.97	(584,842.79)
<b>Total for JACKSON COUNTY</b>												<b>60,427,652</b>	<b>22,486,018.41</b>	<b>22,847,305.98</b>	<b>22,655,997.68</b>	<b>(191,308.31)</b>

Although the information in this report has been obtained from sources believed to be reliable, its accuracy cannot be guaranteed.



<u>INVESTMENTS</u>			11/30/2013				12/31/2013
	NAME	ACC'T #	BALANCE	INTEREST	DEPOSIT	WITHDRAW	BALANCE
	Road & Bridge Precinct #1	1100	15,018.73	0.50			15,019.23
	Road & Bridge Precinct #2	1200	15,256.22	0.53			15,256.75
	Road & Bridge Precinct #3	1300	23,979.20	0.71			23,979.91
	Road & Bridge Precinct #4	1400	14,567.48	0.44			14,567.92
	General	1500	246,374.81	7.79			246,382.60
	Moore Seizure	7104	2,468.80				2,468.80
	DeLeon Seizure	7203	1,865.18				1,865.18
	Rojas Seizure	7210	10,906.19	0.31			10,906.50
	Ewing Seizure	7213	10,713.11	0.31			10,713.42
	Roman Seizure	7301	5,263.02	0.26			5,263.28
	Barron Seizure	7308	4,970.28	0.19			4,970.47
	Guerrero Seizure	7309	15,304.61	0.53			15,305.14
	Villareal Seizure #2	7319	1,903.66				1,903.66
	Villareal Seizure #3	7320	1,665.10				1,665.10
	Binning Heirs Trust Cause #4563	7406	2,224.09				2,224.09
	Cordele Church & Cemetery	7502	9,642.44	0.31			9,642.75
	Callis Receivership	7504	8,397.78	0.31	36.38		8,434.47
	<b>TOTAL IN TEXPOOL</b>		<b>390,520.70</b>	<b>12.19</b>	<b>36.38</b>	<b>0.00</b>	<b>390,569.27</b>
	AVERAGE INTEREST		0.0446%				0.0372%
	<b>Texas CLASS</b>		<b>504,824.95</b>	<b>40.97</b>			<b>504,865.92</b>
	AVERAGE INTEREST		0.1000%				0.1000%
	<b>Transfer Station Certificate of Deposit</b>	<b>Prosperity</b>	<b>17,671.39</b>	<b>13.22</b>			<b>17,684.61</b>
	<b>Depository Money Market</b>	<b>Prosperity</b>	<b>4,140,611.10</b>	<b>1,420.37</b>	<b>250,000.00</b>		<b>4,392,031.47</b>
			0.4000%				0.4000%
	<b>DEPOSITORY BANK ACCOUNT INTEREST</b>			<b>1,134.48</b>			
	<b>Cafeteria (Flexible Spending) Account</b>		<b>3,285.47</b>			<b>852.75</b>	<b>2,432.72</b>

This report is made in accordance with provisions of Government Code 2256 (Section 2256.023), the Public Funds Investment Act. The investments held in the Jackson County portfolio comply with the Public Funds Investment Act and the County's investment policy and strategies.

This report is true and correct to the best of my knowledge and belief according to the records of this office.

*Mary Horton*

Mary Horton, CCT, CIO